

# Information for Families Technology

Forestdale School



# Getting Started with Google Hangout Meets

Google Hangouts Meet is a virtual meeting tool allowing students and teachers to interact with video and voice.

If using a phone or tablet, download Hangouts Meet by Google

If using a Chromebook or laptop, using Google Chrome is strongly suggested.


[Download the latest version](#) if outdated or you do not have it

# How to join a Hangouts meeting

The teacher will send a link to join the Hangouts Meeting.


The link looks something like:  
[meet.google.com/xxx-xxx-xxx](https://meet.google.com/xxx-xxx-xxx)

Click on the link to go to the meeting

 Hangout test  
Monday, March 30 · 9:30 – 10:30am

 [Join Hangouts Meet](#)  
meet.google.com/snz-pfrq-udy

 [Join by phone](#)  
+1 662-450-4264 PIN: 659 284 465#

 2 guests  
1 yes, 1 awaiting

 Lisa Fox  
Organizer

 L N

 10 minutes before

 Lisa Fox

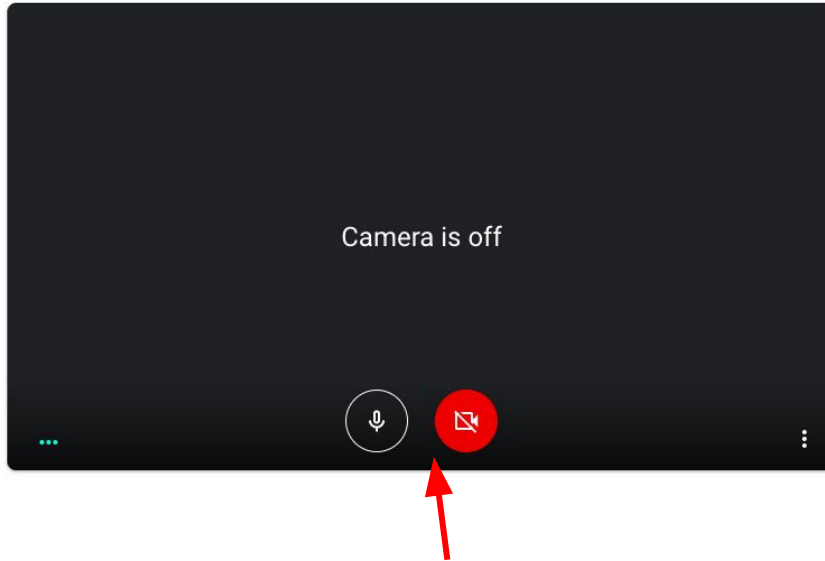
Going?

[Yes](#) [No](#) [Maybe](#)



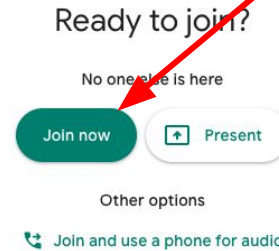
Instead of a link, you may get a calendar invite that looks similar to this. You can click [Join Hangouts Meet](#).

# Ready to join the meeting?



1. Make sure to turn on microphone and video camera. If it is red, it is turned off

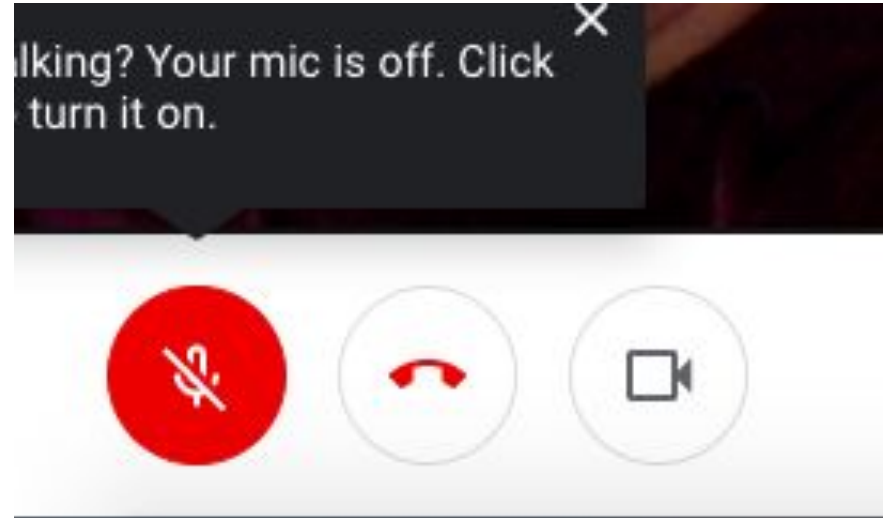
2. Click "Join Now"



# Tips for Morning Meeting on Google Meets

Once you enter the meeting, please mute yourself.

Unmute yourself when it is your turn during morning meeting.



Still have questions or need help with a tech related issue?

Contact [help@sandwich.k12.ma.us](mailto:help@sandwich.k12.ma.us)

# Sandwich Learning Resources Page

For the link to the K-6 Resources page go to:

<https://www.sandwichk12.org/students-families/learning-resources>